



Product Code . EL-SM-11921

Permeability Test System

Description

Permeability Test System

Use:-

Permeability Test System for efficient and accurate permeability testing of a wide range of construction materials.

Permeability Cell:-

Cell Diameter \varnothing 75 mm.

The (b) type permeability cell is specially designed for constant head tests on incoherent soil samples.

Inlet and drainage ducts are found in the metal base.

A movable stem enables stabilization of the upper surface of the sample.

It has a central body with 3 outlets for 3 manometer tubes through which water is collected after seepage through the sample.

Weight 3 Kg Standpipe with three manometers tubes:-

Comprises 3 glass tubes all of the same diameter, relevant graduated rods, taps and metal pedestal

for bench mounting.




Dimensions: 320 x 1450 x 500 mm.

Weight: 15 g

Constant level tank: Supplied with support for wall mounting.

It comprises a transparent body, water supply ducts, discharge and flow valves.

```
{ "@context": "https://schema.org/", "@type": "Product", "name": "Permeability Test System", "image": "http://www.educational-equipments.com/images/catalog/product/586218020PermeabilityTestSystemWithlogo.jpg", "description": "Use:- Permeability Test System for efficient and accurate permeability testing of a wide range of construction materials. Permeability Cell:- Cell Diameter Ø 75 mm. The (b) type permeability cell is specially designed for constant head tests on incoherent soil samples. Inlet and drainage ducts are found in the metal base. A movable stem enables stabilization of the upper surface of the sample. It has a central body with 3 outlets for 3 manometer tubes through which water is collected after seepage through the sample. Weight 3 Kg Standpipe with three manometers tubes:- Comprises 3 glass tubes all of the same diameter, relevant graduated rods, taps and metal pedestal for bench mounting. Dimensions: 320 x 1450 x 500 mm. Weight: 15 g Constant level tank: Supplied with support for wall mounting. It comprises a transparent body, water supply ducts, discharge and flow valves.", "brand": "Educational Lab Equipments", "sku": "5", "gtin8": "5", "gtin13": "5", "gtin14": "5", "mpn": "5", "aggregateRating": { "@type": "AggregateRating", "ratingValue": "5", "bestRating": "5", "worstRating": "0", "ratingCount": "15" } }
```

Educational Lab Equipments,
#449, HSIIDC, Industrial Area, Saha, Haryana
Direct Contact Details  +91-98173-19615  sales@educational-equipments.com
 www.educational-equipments.com