



Product Code . EL-CL-11893

Impact Testing Machine

Description

Impact Testing Machine

Description:-

The Pendulum is mounted on antifriction bearings.

On release, the pendulum swings down to break the specimen and the energy absorbed in doing so is measured as the difference between the height of drop before rupture & height of raise after rupture of the test specimen and is read from the maximum pointer on the dial scale.

It has two starting positions, the upper one for Charpy and the lower one for Izod testing.

Controls of Pendulum:-

The Pendulum supported in the starting position is by a self-resetting latch.

The release mechanism is operated by the lever.

The pendulum release latch is operated only when this lever is operated.




Strikers and Supports:-

There are two strikers & one combined support available for fitting into the Pendulum & on to the

base of the machine for Izod, Charpy test.

Changing from one striker to another is achieved simply by fixing the new striker into its position.

```
{ "@context": "https://schema.org/", "@type": "Product", "name": "Impact Testing Machine", "image": "http://www.educational-equipments.com/images/catalog/product/737497465ImpactTestingMachineWithlogo.jpg", "description": "The Pendulum is mounted on antifriction bearings. On release, the pendulum swings down to break the specimen and the energy absorbed in doing so is measured as the difference between the height of drop before rupture & height of raise after rupture of the test specimen and is read from the maximum pointer on the dial scale. It has two starting positions, the upper one for Charpy and the lower one for Izod testing. Controls of Pendulum:- The Pendulum supported in the starting position is by a self-resetting latch. The release mechanism is operated by the lever. The pendulum release latch is operated only when this lever is operated. Strikers and Supports:- There are two strikers & one combined support available for fitting into the Pendulum & on to the base of the machine for Izod, Charpy test. Changing from one striker to another is achieved simply by fixing the new striker into its position.", "brand": "Educational Lab Equipments", "sku": "5", "gtin8": "5", "gtin13": "5", "gtin14": "5", "mpn": "5", "aggregateRating": { "@type": "AggregateRating", "ratingValue": "5", "bestRating": "5", "worstRating": "0", "ratingCount": "15" } }
```

Educational Lab Equipments,
#449, HSIIDC, Industrial Area, Saha, Haryana
Direct Contact Details  +91-98173-19615  sales@educational-equipments.com
 www.educational-equipments.com