



Product Code . EL-WWPT-11686

Chisel Mortise Machine

Description

Chisel Mortise Machine

Specification:-

Spindle motor: 1 HP

Spindle speed: 3,400 rpm




Table : 12-1/2" - 21-1/4'

Tilts table: 300mm

Chisel range: 1/4"-3/4"

Chuck capacity: 1-1/8"

```
{ "@context": "https://schema.org/", "@type": "Product", "name": "Chisel Mortise Machine", "image": "http://www.educational-equipments.com/images/catalog/product/1230677741ChiselMortiseMachineWithlogo.jpg", "description": "Spindle motor: 1 HP Spindle speed: 3,400 rpm Table : 12-1/2 - 21-1/4 Tilts table: 300mm Chisel range: 1/4-3/4 Chuck capacity: 1-1/8", "brand": "Educational Lab Equipments", "sku": "5", "gtin8": "5", "gtin13": "5", "gtin14": "5", "mpn": "5", "aggregateRating": { "@type": "AggregateRating", "ratingValue": "5", "bestRating": "5", "worstRating": "0", "ratingCount": "15" } }
```

Educational Lab Equipments,
#449, HSIIDC, Industrial Area, Saha, Haryana
Direct Contact Details  +91-98173-19615  sales@educational-equipments.com
 www.educational-equipments.com

