


Product Code . EL-TE-11554

Digital Modulation Demodulation



Description

Digital Modulation Demodulation

The design and construction of electronic circuits to solve practical problems is an essential technique in the fields of electronic engineering and computer engineering. With this board the students can study the operating principle of the digital communications using the most common techniques such as PCM modulation, PAM modulation, PFM modulation, PWM and PPM modulations and finally the DM modulation with the aid also of a signal of noise, of analog filters and output amplifiers.

Technical Features of Digital Modulation Demodulation




- Possibility to use 1 or 2 digital channels.
- Integrated anti-aliasing and band limiting analogue filters in reception, capacitive switching type.
- Passing band from 300 Hz up to 3400 Hz.
- PAM signal generation, demodulation, transmission for each single channel.
- PCM modulator and demodulator.
- 8 bit coding with compression, Mu or A selectable through bridge.
- 2 channels for transmission and 2 channels for reception.

-
- PAM modulator and demodulator.
 - Two channel time division.
 - Regeneration of the synchronism and channel signals.
 - Sampled, but not quantified signal.
 - PTM Signal Generation.
 - Passing band from continuous to 4000Hz.
 - PWM and PPM modulator and demodulator.
 - PCM signal generation and demodulation.
 - PCM Signal Time?Division Multiplexing.
 - Delta modulator and demodulator Single channel with passing band from continuous to 3400 Hz.
 - Single channel with passing band from continuous to 4000 Hz.
 - Regeneration of the synchronism signal.
 - Conversion of the PWM signal to PPM and from the PPM signal to PWM.

We are leading manufacturers, suppliers of Digital Modulation Demodulation for Telecommunications Engineering. Contact us to get high quality Digital Modulation Demodulation for Telecommunications Engineering for schools, colleges, universities, research labs, laboratories and various industries.

{ "@context": "https://schema.org/", "@type": "Product", "name": "Digital Modulation Demodulation", "image": "http://www.educational-equipments.com/images/catalog/product/1803448930DigitalModulationDemodulation.jpg", "description": "Digital Modulation Demodulation The design and construction of electronic circuits to solve practical problems is an essential technique in the fields of electronic engineering and computer engineering. With this board the students can study the operating principle of the digital communications using the most common techniques such as PCM modulation, PAM modulation, PFM modulation, PWM and PPM modulations and finally the DM modulation with the aid also of a signal of noise, of analog filters and output amplifiers. Technical Features of Digital Modulation Demodulation • Possibility to use 1 or 2 digital channels. • Integrated anti?aliasing and band limiting analogue filters in reception, capacitive switching type. • Passing band from 300 Hz up to 3400 Hz. • PAM signal generation, demodulation, transmission for each single channel. • PCM modulator and demodulator. • 8 bit coding with compression, Mu or A selectable through bridge. • 2 channels for transmission and 2 channels for reception. • PAM modulator and demodulator. • Two channel time division. • Regeneration of the synchronism and channel signals. • Sampled, but not quantified signal. • PTM Signal Generation. • Passing band from continuous to 4000Hz. • PWM and PPM modulator and demodulator. • PCM signal generation and demodulation. • PCM Signal Time?Division Multiplexing. • Delta modulator and demodulator Single channel with passing band from continuous to 3400 Hz. • Single channel with passing band from continuous to 4000 Hz. •

Regeneration of the synchronism signal. • Conversion of the PWM signal to PPM and from the PPM signal to PWM. We are leading manufacturers, suppliers of Digital Modulation Demodulation for Telecommunications Engineering. Contact us to get high quality Digital Modulation Demodulation for Telecommunications Engineering for schools, colleges, universities, research labs, laboratories and various industries.", "brand": "Educational equipment", "sku": "5", "gtin8": "5", "gtin14": "5", "gtin13": "5", "mpn": "5", "aggregateRating": { "@type": "AggregateRating", "ratingValue": "5", "bestRating": "5", "worstRating": "0", "ratingCount": "15" } }

Educational Lab Equipments,
#449, HSIIDC, Industrial Area, Saha, Haryana
Direct Contact Details  +91-98173-19615  sales@educational-equipments.com
 www.educational-equipments.com