


Product Code . EL-EELE-11289

## Frequency Modulation & Demodulation



### Description

#### Frequency Modulation & Demodulation

Practical experience on this board carries great educative value for science and engineering students. Experimental training board has been designed specifically for the study of frequency modulation and demodulation.

Features:-

The board consists of the following built in parts:

- Carrier generator circuit which generates the carrier signal.
- Audio frequency modulating signal.
- Variable D.C. is provided to see the frequency deviation in carrier frequency.
- $\pm 12V$  D.C. at 100 mA, IC Regulated Power Supply.
- Frequency Modulation circuit with buffer stage at the output.
- The unit is operative on  $230V \pm 10\%$  at 50Hz A.C. Mains.
- Adequate no. of patch cords stackable from rear both ends 4mm spring loaded plug length  $\frac{1}{2}$  metre.




- Demodulating circuit.
- Adequate no. of other electronic components.
- Good Quality, reliable terminal/sockets are provided at appropriate places on panel for connections & observation of waveforms.
- Strongly supported by detailed Operating Instructions, giving details of Object, Theory, Design procedures, Report Suggestions and Book References.
- Mains ON/OFF switch, Fuse and Jewel light.

We are leading manufacturers, suppliers of Frequency Modulation & Demodulation for Electronics Engineering Lab Equipments. Contact us to get high quality Frequency Modulation & Demodulation for Electronics Engineering Lab Equipments for schools, colleges, universities, research labs, laboratories and various industries.

```
{ "@context": "https://schema.org/", "@type": "Product", "name": "Frequency Modulation & Demodulation", "image": "http://www.educational-equipments.com/images/catalog/product/2065099796FrequencyModulation&DemodulationWithlogo.jpg", "description": "Practical experience on this board carries great educative value for science and engineering students. Experimental training board has been designed specifically for the study of frequency modulation and demodulation. Features:- The board consists of the following built in parts: • Carrier generator circuit which generates the carrier signal. • Audio frequency modulating signal. • Variable D.C. is provided to see the frequency deviation in carrier frequency. • ± 12V D.C. at 100 mA, IC Regulated Power Supply. • Frequency Modulation circuit with buffer stage at the output. • The unit is operative on 230V ±10% at 50Hz A.C. Mains. • Adequate no. of patch cords stackable from rear both ends 4mm spring loaded plug length ½ metre. • Demodulating circuit. • Adequate no. of other electronic components. • Good Quality, reliable terminal/sockets are provided at appropriate places on panel for connections & observation of waveforms. • Strongly supported by detailed Operating Instructions, giving details of Object, Theory, Design procedures, Report Suggestions and Book References. • Mains ON/OFF switch, Fuse and Jewel light. We are leading manufacturers, suppliers of Frequency Modulation & Demodulation for Electronics Engineering Lab Equipments. Contact us to get high quality Frequency Modulation & Demodulation for Electronics Engineering Lab Equipments for schools, colleges, universities, research labs, laboratories and various industries.", "brand": "Educational Lab Equipments", "sku": "5", "gtin8": "5", "gtin13": "5", "gtin14": "5", "mpn": "5", "aggregateRating": { "@type": "AggregateRating", "ratingValue": "5", "bestRating": "5", "worstRating": "0", "ratingCount": "15" } }
```

---

Educational Lab Equipments,  
#449, HSIIDC, Industrial Area, Saha, Haryana

Direct Contact Details  +91-98173-19615  sales@educational-equipments.com  
 www.educational-equipments.com