



Product Code . EL-EELE-11279

Chilled Water Refrigerating System Control Trainer

Description




Chilled Water Refrigerating System Control Trainer

The used pressure component is triggered by direct vapor-pressurizing so the system can close to the real one. On the contrary, the traditional components used for teaching of the past that have to be actuated by bolt or screwdriver can be discarded. It is convenient for learning since the commonly-used control components of chilled water unit were placed on the panel layout. The input vapor-pressure, which is divided into 3 mimic pressures like low- pressure, high-pressure and oil pressure, can be used and adjusted separately so the learner would have clearer understanding of functionality of each component accordingly. Three-phase motor is used in place of compressor. The learner can go forward their hands-on practicing step by step from basics like interlocking circuit, motor start-up and control circuit of forward / reverse rotation, to the advanced one such as the complete control circuit of reciprocating / screw type chilled water unit, etc.

We are leading manufacturers, suppliers of Chilled Water Refrigerating System Control Trainer for Electronics Engineering Lab Equipments. Contact us to get high quality Chilled Water Refrigerating System Control Trainer for Electronics Engineering Lab Equipments for schools, colleges, universities, research labs, laboratories and various industries.

{ "@context": "https://schema.org/", "@type": "Product", "name": "Chilled Water Refrigerating System Control Trainer", "image": "http://www.educational-equipments.com/images/catalog/product/346432972ChilledWaterRefrigeratingSystemControlTrainerWithlogo.jpg", "description": "The used pressure component is triggered by direct vapor-pressurizing so the system can close to the real one. On the contrary, the traditional components used for teaching of the past that have to be actuated by bolt or screwdriver can be discarded. It is convenient for learning since the commonly-used control components of chilled water unit were placed on the panel layout. The input vapor-pressure, which is

divided into 3 mimic pressures like low- pressure, high-pressure and oil pressure, can be used and adjusted separately so the learner would have clearer understanding of functionality of each component accordingly. Three-phase motor is used in place of compressor. The learner can go forward their hands-on practicing step by step from basics like interlocking circuit, motor start-up and control circuit of forward / reverse rotation, to the advanced one such as the complete control circuit of reciprocating / screw type chilled water unit, etc. We are leading manufacturers, suppliers of Chilled Water Refrigerating System Control Trainer for Electronics Engineering Lab Equipments. Contact us to get high quality Chilled Water Refrigerating System Control Trainer for Electronics Engineering Lab Equipments for schools, colleges, universities, research labs, laboratories and various industries.", "brand": "Educational Lab Equipments", "sku": "5", "gtin8": "5", "gtin13": "5", "gtin14": "5", "mpn": "5", "aggregateRating": { "@type": "AggregateRating", "ratingValue": "5", "bestRating": "5", "worstRating": "0", "ratingCount": "15" } }

Educational Lab Equipments,
#449, HSIIDC, Industrial Area, Saha, Haryana
Direct Contact Details  +91-98173-19615  sales@educational-equipments.com
 www.educational-equipments.com