


Product Code . EL-EELE-11253

Control Valve Study Bench



Description

Control Valve Study Bench

The flow is measured by a rotameter. A regulator allows to adjust the pressure of the network. The difference of pressure between the upstream and downstream of the control valve is measured with the help of a differential pressure transmitter with local display. A pneumatic servomotor valve is supplied by the water network via a needle control valve. The influence of the positioner on the answer of the valve is determined with the help of a current generator (4/20 mA) allowing the control of the control valve servomotor via an I/P converter (0,2 to 1 bar) or via a pneumatic electro-positioner. The device is mounted on a welded stainless steel frame, equipped of 4 adjustable feet.




Technical specifications:-

- A needle flow adjusting valve made of stainless steel.
- A pneumatic needle control valve with variable Cv made of stainless steel.
- A regulator 0-3 bar of the water supply circuit with manometer.
- An electro-positioner.
- A regulator, with air oil separator and manometer.
- A differential pressure transmitter with local display and bleeding manifold.

-
- A rotameter (scale 60 to 600 l/h).
 - An electrical cabinet, IP 55, including .
 - A padlocked main switch.
 - A ON light.
 - An emergency stop button with key.
 - A current generator (4/20 mA) with potentiometer and indicator.
 - Control signal output by safety plugs.

We are leading manufacturers, suppliers of Control Valve Study Bench for Electronics Engineering Lab Equipments. Contact us to get high quality Control Valve Study Bench for Electronics Engineering Lab Equipments for schools, colleges, universities, research labs, laboratories and various industries.

```
{ "@context": "https://schema.org/", "@type": "Product", "name": "Control Valve Study Bench",
"image": "http://www.educational-
equipments.com/images/catalog/product/2075347207ControlValveStudyBenchWithlogo.jpg",
"description": "The flow is measured by a rotameter. A regulator allows to adjust the pressure of the
network. The difference of pressure between the upstream and downstream of the control valve is
measured with the help of a differential pressure transmitter with local display. A pneumatic
servomotor valve is supplied by the water network via a needle control valve. The influence of the
positioner on the answer of the valve is determined with the help of a current generator (4/20 mA)
allowing the control of the control valve servomotor via an I/P converter (0,2 to 1 bar) or via a
pneumatic electro-positioner.The device is mounted on a welded stainless steel frame, equipped of 4
adjustable feet. Technical specifications:- • A needle flow adjusting valve made of stainless steel. • A
pneumatic needle control valve with variable Cv made of stainless steel. • A regulator 0-3 bar of the
water supply circuit with manometer. • An electro-positioner. • A regulator, with air oil separator and
manometer. • A differential pressure transmitter with local display and bleeding manifold. • A
rotameter (scale 60 to 600 l/h). • An electrical cabinet, IP 55, including . • A padlocked main switch. •
A ON light. • An emergency stop button with key. • A current generator (4/20 mA) with potentiometer
and indicator. • Control signal output by safety plugs. We are leading manufacturers, suppliers of
Control Valve Study Bench for Electronics Engineering Lab Equipments. Contact us to get high
quality Control Valve Study Bench for Electronics Engineering Lab Equipments for schools, colleges,
universities, research labs, laboratories and various industries.", "brand": "Educational Lab
Equipments", "sku": "5", "gtin8": "5", "gtin13": "5", "gtin14": "5", "mpn": "5", "aggregateRating": {
"@type": "AggregateRating", "ratingValue": "5", "bestRating": "5", "worstRating": "0", "ratingCount":
"15" } }
```

Educational Lab Equipments,
#449, HSIIDC, Industrial Area, Saha, Haryana
Direct Contact Details  +91-98173-19615  sales@educational-equipments.com
 www.educational-equipments.com