


Product Code . EL-PLE-10934

Steam Engine Sectional Demonstration Model



Description




Steam Engine Sectional Demonstration Model

All brass parts (except fly wheel) are C.P., mounted on heavy metal base Synthetic Hammer finish.

Locomotive design showing cross section of the piston and sliding valve as positioned in the steam chamber (Cylinder), clearly visible through air tight glass front and movement of these parts are smooth enough to demonstrate working even by blowing, Other parts are also clearly visible such as crankshaft, valve control, drive wheel etc.

Overall Dimensions: 375 x 95 x 160mm l x w x h apx.

```
{ "@context": "https://schema.org/", "@type": "Product", "name": "Steam Engine Sectional Demonstration Model", "image": "http://www.educational-equipments.com/images/catalog/product/431406459SteamEngineSectionalDemonstrationModel.jpg", "description": "Steam Engine Sectional Demonstration Model All brass parts (except fly wheel) are C.P., mounted on heavy metal base Synthetic Hammer finish. Locomotive design showing cross section of the piston and sliding valve as positioned in the steam chamber (Cylinder), clearly visible through air tight glass front and movement of these parts are smooth enough to demonstrate working even by blowing, Other parts are also clearly visible such as crankshaft, valve control, drive wheel etc. Overall Dimensions: 375 x 95 x 160mm l x w x h apx.", "brand": "Educational Lab Equipments", "aggregateRating": { "@type": "AggregateRating", "ratingValue": "5", "bestRating": "5", "worstRating": "0", "ratingCount": "30" } }
```

Educational Lab Equipments,
#449, HSIIDC, Industrial Area, Saha, Haryana
Direct Contact Details  +91-98173-19615  sales@educational-equipments.com
 www.educational-equipments.com