

Product Code . EL-HSM-10216

Mini Spinal Column Model






Description

Mini Spinal Column Model

The Mini Spinal Column Model is an anatomy model from Educational Lab Equipments and manufactured in India. This model features the squama occipitalis and pelvis. The vertebral column is mounted flexibly to demonstrate natural movements and pathological changes. This anatomy model is best used for student education or patient consultations. Mounted on a stand with base and removable.

```
{ "@context": "https://schema.org/", "@type": "Product", "name": "Mini Spinal Column Model",  
"image": "http://www.educational-  
equipments.com/images/catalog/product/247183616MiniSpinalColumnModelwithlogo.jpg",  
"description": "The Mini Spinal Column Model is an anatomy model from Educational Lab Equipments  
and manufactured in India. This model features the squama occipitalis and pelvis. The vertebral  
column is mounted flexibly to demonstrate natural movements and pathological changes. This  
anatomy model is best used for student education or patient consultations. Mounted on a stand with  
base and removable.", "brand": "Educational Lab Equipments", "sku": "5", "gtin8": "5", "gtin13": "5",  
"gtin14": "5", "mpn": "5", "aggregateRating": { "@type": "AggregateRating", "ratingValue": "5",  
"bestRating": "5", "worstRating": "0", "ratingCount": "20" } }
```

Educational Lab Equipments,
#449, HSIIDC, Industrial Area, Saha, Haryana
Direct Contact Details  +91-98173-19615  sales@educational-equipments.com
 www.educational-equipments.com