

Product Code . EL-HSM-10208




Human Foot Skeleton Model



Description

Human Foot Skeleton Model

- This model is mounted on a base and includes the distal portions of the tibia and fibula.
 - This detailed model is fully articulated and is a great aid in educating students about the different structures and names of the bones in the foot.
 - Model is made exclusively from best quality medical PVC.
 - Dimensions: 5" x 8" x 9"
- ```
{ "@context": "https://schema.org/", "@type": "Product", "name": "Human Foot Skeleton Model", "image": "http://www.educational-equipments.com/images/catalog/product/1020306360HumanFootSkeletonModelwithlogo.jpg", "description": "\u2022 This model is mounted on a base and includes the distal portions of the tibia and fibula. \u2022 This detailed model is fully articulated and is a great aid in educating students about the different structures and names of the bones in the foot. \u2022 Model is made exclusively from best quality medical PVC.", "brand": "Educational Lab Equipments", "sku": "5", "gtin8": "5", "gtin13": "5", "gtin14": "5", "mpn": "5", "aggregateRating": { "@type": "AggregateRating", "ratingValue": "5", "bestRating": "5", "worstRating": "0", "ratingCount": "20" } }
```

Educational Lab Equipments,  
#449, HSIIDC, Industrial Area, Saha, Haryana  
Direct Contact Details  +91-98173-19615  sales@educational-equipments.com  
 www.educational-equipments.com