

Product Code . EL-TM-10203

Human Torso Anatomy Model



Description

Human Torso Anatomy Model

Description:-




- Removable two lung halves, heart in two parts, liver with gall bladder, two part stomach, large and small intestines with appendix flap opening and cover, half of kidney.
- Mounted on base
- 28 parts, open back, dual sex
- Size of 38 x 24 x 90cm (14.96 x 9.44 x 35.43 in.) approx.
- Male genital organs in four parts and female genital organs in two parts with embryo in the third month of pregnancy.
- Back shows vertebral column, spinal cord with nerve endings and the first, fifth and seventh dorsal vertebra is removable.

Features:-

- Durable finish
- Easy to handle
- Sturdiness

• Material: Plastic

```
{ "@context": "https://schema.org/", "@type": "Product", "name": "Human Torso Anatomy Model",  
"image": "http://www.educational-  
equipments.com/images/catalog/product/411514428HumanTorsoAnatomyModelwithlogo.jpg",  
"description": "• Removable two lung halves, heart in two parts, liver with gall bladder, two part  
stomach, large and small intestines with appendix flap opening and cover, half of kidney. • Mounted  
on base • 28 parts, open back, dual sex • Size of 38 x 24 x 90cm (14.96 x 9.44 x 35.43 in.) approx. •  
Male genital organs in four parts and female genital organs in two parts with embryo in the third  
month of pregnancy. • Back shows vertebral column, spinal cord with nerve endings and the first, fifth  
and seventh dorsal vertebra is removable.", "brand": "Educational Lab Equipments", "sku": "5",  
"gtin8": "5", "gtin13": "5", "gtin14": "5", "mpn": "5", "aggregateRating": { "@type": "AggregateRating",  
"ratingValue": "5", "bestRating": "5", "worstRating": "0", "ratingCount": "20" } }
```

Educational Lab Equipments,
#449, HSIIDC, Industrial Area, Saha, Haryana
Direct Contact Details  +91-98173-19615  sales@educational-equipments.com
 www.educational-equipments.com